






FlexMove GEO Qualified Terminals -- COTP

	Starwin FL30P-E Autopoint 	Starwin FL30P-M Manual 	Satcube Ku Manual 
Antenna type	Autopointing, flat-panel antenna	Manually pointed flat-panel antenna	Manually pointed flat-panel antenna
G/T at boresight	10 dB/K	10 dB/K	9.0 dB/K
Max Speeds	10/3 Mbps GEO	10/3 Mbps GEO	10/5 (CONUS) Mbps GEO
Dimensions	26.6 W x 35 D x 46.7 H cm 10.5" W x 13.8" D x 18.4" H	34.5 W x 38.5 D x 8 H cm 13.5" W x 15" D x 3.2" H	47 W x 30 D x 5.5H cm 18.5"W x 11.8"D x 2.2" H
Weight	9.6 Kg (21.2 lbs) with batteries	6.5 Kg (14.3 lbs) with batteries	8 kg (17.6 lbs)
Input Power	DC 24V ±5% (with AC adapter), 2 external batteries 187.2WH	DC 24V ±5% (with AC adapter), 2 external batteries 187.2WH	100 – 240 VAC, 47 – 63 Hz, 150 W
Power Consumption	105W (typical)	105W (typical)	130 W (typical) <240 W (peak)
Interfaces	Wi-Fi, LAN, Bluetooth	Wi-Fi, LAN, Bluetooth	2 x LAN, 1 x USB host, Wi-Fi
Modem	iDirect iQ200	iDirect iQ200	iDirect iQ200
Operational Temperature	-25°C ~ +50°C	-25°C ~ +50°C	-20° to +50° C (-4° to 122° F)
Wind Tolerance	17m/s, 61km/h, 38mph	17m/s, 61km/h, 38mph	Up to 18m/s, 40mph
Ingress	IP67	IP66	IP65
Certifications	FCC, CE, ANATEL, ACMA, RED	FCC, CE, ANATEL, ACMA, RED	FCC, CE, RED
Price in USD	\$14,365	\$12,370	\$36,000



FlexMove GEO Qualified Terminals - COTP



	Intelsat Portable 30 Manual I-FM30PM 	Intelsat Portable 30 Autopoint I-FM30PA 
Antenna Type	Autopointing, flat-panel antenna	Manually pointed flat-panel antenna
G/T at boresight	10dB/K	10dB/K
Max Speeds	10/3 Mbps GEO	10/3 Mbps GEO
Dimensions	34.5 W x 38.5 D x 8 H cm 13.5" W x 15" D x 3.2" H	26.6 W x 35 D x 46.7 H cm 10.5" W x 13.8" D x 18.4" H
Weight	9.6 Kg (21.2 lbs) with batteries	6.5 Kg (14.3 lbs) with batteries
Input Power	DC 24V ±5% (with AC adapter), 2 external batteries 187.2WH	DC 24V ±5% (with AC adapter), 2 external batteries 187.2WH
Power Consumption	105W (typical)	105W (typical)
Interfaces	Wi-Fi, LAN, Bluetooth	Wi-Fi, LAN, Bluetooth
Modem	iDirect IQ200	iDirect IQ200
Operational Temperature	-25°C ~ +50°C	-25°C ~ +50°C
Wind Tolerance	17m/s, 61km/h, 38mph	17m/s, 61km/h, 38mph
Ingress	IP66	IP67
Certifications	FCC, CE, ACMA, RED	FCC, CE, ACMA, RED
Price in USD	\$16,225 (Made in Singapore)	\$20,110 (Made in Singapore)

FlexMove GEO Qualified Terminals - COTM



	Kymeta Hawk u8 	Starwin ESA50 
Antenna Type	Flat ESA	ESA flat or hybrid with mechanical tilt
G/T at boresight	11.5 dB/K	9.5dB/K
Max Speeds	10/2 Mbps (CONUS) 5/2 Mbps (global)	5/2 Mbps
Dimensions	L 89.5 × W 89.5 × H 14 cm L 35.2" x W 35.2" x H 5.5"	L 61 x W 51 x H 33cm L 24 x W 20 x H 13"
Weight	34 kg (75 lbs)	17 kg (37.5 lbs)
Input Power	12 VDC to 36 VDC max 110 VAC to 240 VAC, 50/60 Hz	AC 90~264V/50Hz DC 28V +/- 5%
Power Consumption	150 W (typical) 510 W (peak)	<350 W
Interfaces	Ethernet on all models Wi-Fi, multi-WAN only on LTE models	WiFi, Ethernet
Modem	iDirect iQ200, optional Global LTE	iDirect IQ200
Operating Temperature	-40° to +70° C	-25°C to +55°C
Wind Tolerance	40-120 mph at 0-30°	150km/h, 93 mph
Ingress	IP66	IP66
Certifications	FCC, CE, RCM/ACMA, Anatel, WEEE, ROHS, RED	FCC, CE, RCM/ACMA, ROHS & RED
SP Price in USD	\$11,460 Sat. only \$13,860 Sat/LTE/WiFi	\$10,710 (fully flat) \$12,495 (w/tilting base)