





# FlexMove Comms-on-the-pause Terminals



	<b>Starwin FL60P-E Autopoint</b> 	<b>Starwin FL30P-E Autopoint</b> 	<b>Starwin FL30P-M Manual</b> 	<b>Satcube Ku Manual</b> 
<b>Size</b>	650mm W × 680mm D × 240mm H (25.6" W x 27.6" D x 9.5" H)	350mm W x 385mm D x 85mm H (13.8" W x 15.1" D x 3.3" H)	266mm W x 350mm D x 467mm H (10.5" W x 13.8" D x 18.4" H)	470 mm W × 300mm D × 55mmH (18.5"W x 11.8"D x 2.2" H)
<b>Weight</b>	18 kg (39.6 lbs)	6.5 Kg (14.3 lbs) with batteries	9.6 Kg (21.2 lbs) with batteries	8 kg (17.6 lbs)
<b>Frequencies</b>	Tx 13.75 – 14.50 GHz Rx 10.95 – 12.75 GHz	Tx 13.75 – 14.50 GHz Rx 10.70 – 12.75 GHz	Tx 13.75 – 14.50 GHz Rx 10.70 – 12.75 GHz	Tx 13.75 – 14.50 GHz Rx 10.95 – 12.75 GHz
<b>G/T</b>	13.0 dB/K	10dB/K	10dB/K	9.0 dB/K
<b>BUC</b>	6W	16W	16W	50W
<b>EIRP</b>	43 dBW	44 dBW	44 dBW	46 dBW
<b>Power Consumption</b>	85 W (typical) 120 W (peak)	105W (typical)	105W (typical)	130 W (typical) <240 W (peak)
<b>Interfaces</b>	LAN Port	Wi-Fi, LAN, Bluetooth	Wi-Fi, LAN, Bluetooth	2 x LAN, 1 x USB host, Wi-Fi
<b>Modem</b>	iDirect iQ 200	iDirect iQ 200	iDirect iQ 200	iDirect iQ 200
<b>Input Power</b>	AC 90-264 V (DC 24 V ±5% Optional)	DC 24V ±5% (with AC adapter), 2 external batteries 187.2WH	DC 24V ±5% (with AC adapter), 2 external batteries 187.2WH	100 – 240 VAC, 47 – 63 Hz, 150 W
<b>Temperature</b>	-25° to +50° C (-13° to 122° F)	-25°C ~ +50°C	-25°C ~ +50°C	-20° to +50° C (-4° to 122° F)
<b>Wind</b>	13.5m/s, 49km/h, 30mph	17m/s, 61km/h, 38mph	17m/s, 61km/h, 38mph	Up to 18m/s, 40mph
<b>Ingress</b>	IP66	IP67	IP66	IP65
<b>Certifications &amp; Compliance</b>	FCC, CE, ANATEL	FCC, CE, ANATEL	FCC, CE, ANATEL	FCC, CE (RED directive (2014/53/UE), EN 301 428



# FlexMove Comms-on-the-pause Terminals



	Intelsat Portable 30 I-FM30PM	Milexia-Holkirk Scorpion-lite 60cm
<b>Size</b>	266mm W x 350mm D x 467mm H (10.5" W x 13.8" D x 18.4" H)	595mmW x 595mmD x576mmH (23.4" x 23.42" x 22.7") Packed: 588x335x228mm (23x13x9")
<b>Weight</b>	9.6 Kg (21.2 lbs) with batteries	10kg (22 lbs) with batteries
<b>Frequencies</b>	Tx 13.75 – 14.50 GHz Rx 10.70 – 12.75 GHz	Tx 13.75 – 14.50 GHz Rx 10.70 – 12.75 GHz
<b>G/T</b>	10dB/K	14.2dBk
<b>BUC</b>	16W	16W
<b>EIRP</b>	44 dBW	49.2dBw
<b>Power Consumption</b>	105W (typical)	120W
<b>Interfaces</b>	Wi-Fi, LAN, Bluetooth	LAN
<b>Modem</b>	iDirect IQ 200	iDirect IQ200
<b>Input Power</b>	DC 24V ±5% (with AC adapter), 2 external batteries 187.2WH	240/110VAC or DC 3 hours on battery charge
<b>Temperature</b>	-25°C ~ +50°C (operational)	- 20deg C to +55deg C
<b>Wind</b>	17m/s, 61km/h, 38mph	45mph
<b>Ingress</b>	IP66	IP65
<b>Certifications</b>	FCC, CE	CE, UKCA, FCC-pending

# FlexMove Comms-on-the-move Terminals



	<b>Kymeta u8 (ESA)</b> 	<b>Starwin OTM45</b> 
<b>Size</b>	L 89.5 cm × W 89.5 cm × H 14 cm L 35.2" x W 35.2" x H 5.5"	L 97.5 x W 78.5 × H 24.8 cm L 38.4" x W 30.9" x H 9.7"
<b>Weight</b>	34 kg (75 lbs)	26 kg (57.3 lbs) w/mounting plate
<b>Frequencies</b>	Tx 13.75 – 14.5 GHz Rx 10.7 – 12.75 GHz	Tx 13.75 - 14.5 GHz Rx 10.70 - 12.75 GHz
<b>G/T</b>	11.5 dB/K	11 dB/K
<b>BUC</b>	20W	8W
<b>EIRP</b>	46.5 dBW	42 dBW
<b>Power Consumption</b>	150 W (typical) 510 W (peak)	<=205 W (average) <=255 W (peak)
<b>Interfaces</b>	Ethernet, Wi-Fi, multi-WAN device	WiFi 801.11n
<b>Modem</b>	iDirect iQ 200, optional Global LTE	iDirect iQ 200, optional Global 5G and LTE
<b>Input Power</b>	12 VDC to 36 VDC max 110 VAC to 240 VAC, 50/60 Hz	AC96~265V/50Hz DC10~26V
<b>Temperature</b>	-40° to +70° C (operational) -40° to +85° C (storage)	-40°C to +50°C (operational) -40° to +80° C (storage)
<b>Wind</b>	Operational 40-120 mph at 0-30°	Max 380km/h, 236mph
<b>Ingress</b>	IP66	IP66
<b>Certifications</b>	FCC, CE, Nemko, WEEE, ROHS, RCM, ETS 300 019, MIL-STD-810G	FCC, CE, RCM, Anatel